

your IsatPhone^{PRO}



Ear piece
Volume up key
Volume down key

Navigation keys

Centre selection key
on key



Microphone

Micro USB port
protective cover
audio connector
Strap point


charge the battery

Connect the charger to a power source and the micro USB connector to the port at the base of the phone.





Note: Before you make a call, your phone needs a GPS fix so it can be located by the satellite. This happens automatically, but if a new GPS fix is needed, the  icon will be displayed. Place the phone in the open with a clear view of the sky until the  icon disappears.

switch on

Hold down the red key  until the screen lights up.

make a call

Enter the full international number by dialling +, country code, area code (without the leading 0), eg. +61 (0)2 1234 3456 press the green key 
To end a call, press the red key .